



BEFORE YOU BEGIN

Quick Setup Guide for All PPT Games

Follow these steps to ensure the VBA game engine works correctly every time.

SYSTEM REQUIREMENTS



Windows PC Only

PPT Games are designed exclusively for Windows PCs.



Microsoft PowerPoint Required

PowerPoint 2019
PowerPoint 2021
Microsoft 365 (Desktop)



NOT SUPPORTED

Mac • Chromebook • iPad
Mobile Devices • Google Slides
PowerPoint Online
OpenOffice / LibreOffice

RECOMMENDED DISPLAY SETTINGS



RESOLUTION

1920×1080 (Recommended)

Any resolution
1920 wide or lower

125%

DISPLAY SCALING

125% Recommended

Higher resolutions and unusual scaling settings may cause slower performance or mouse alignment issues.

CONNECT YOUR DISPLAY



1 Connect your TV, projector, or second monitor.



2 Press Windows + P.



3 Select **EXTEND**.



Do not use Duplicate/Mirror Mode.

ENABLE PRESENTER VIEW



Inside PowerPoint:

✓ **Slide Show** →
Use Presenter View

Make sure this option is enabled before starting the game.

PRESENTER VIEW ALLOWS:

- The audience to see only the game board.
- The host to see controls and navigation tools.

START THE GAME

- 1 Open the PowerPoint file.
- 2 Click **Enable Content** if prompted.
- 3 Start the slideshow (F5).
- 4 Move your mouse completely onto the audience screen.
- 5 Locate the black bar at the bottom of the game screen labeled:

CLICK HERE TO BEGIN

- 6 Click the bar once. The game engine is now active.



Do not click the game background. The black input bar must remain selected for keyboard and buzzer inputs to function properly.

BEFORE YOUR EVENT

Take 60 seconds to verify:

- ✓ Display is set to **EXTEND MODE**
- ✓ Resolution is **1920×1080** or lower
- ✓ Display Scaling is **125%**
- ✓ Presenter View is enabled
- ✓ Num Lock is ON
- ✓ The black **"CLICK HERE TO BEGIN"** bar has been activated

NEED HELP?



For complete installation instructions, troubleshooting, macro settings, buzzer setup, and advanced configuration, please refer to the included [README.pdf](#) included with every PPT Games download.

QUICK REMINDERS



Use the numeric keypad (1–5) for player inputs. Ensure Num Lock is ON.



Always click the **"CLICK HERE TO BEGIN"** bar on the audience screen.



Enable macros and ActiveX controls when prompted.



Thank you for using PPT Games by Pastor Robin!
Creating fun, engaging, and meaningful experiences for your ministry.

PPT GAMES BY PASTOR ROBIN
Where live games bring people together.

DEAL OR NO DEAL

CHOOSE A CASE.
ELIMINATE THE OTHERS.
NEGOTIATE WITH THE BANKER.



\$0.01

\$1

\$1,000

\$100,000

\$500,000

\$1,000,000



OBJECTIVE

Choose one case to keep and eliminate the others. As values are revealed, the Banker will make offers to buy your case. Decide whether to accept the deal or continue risking it all for a chance at the top prize.



PLAYERS

1–2 Players

Single-player mode or competitive two-player mode.



DURATION

10–20 Minutes

Varies depending on player decisions and negotiations.



DIFFICULTY

Easy

Simple controls and easy-to-understand gameplay.



RECOMMENDED FOR

- ✓ Youth Groups
- ✓ Churches
- ✓ Schools
- ✓ Family Gatherings
- ✓ Retreats
- ✓ Large Events



WHAT MAKES THIS GAME UNIQUE? EVERY DECISION MATTERS

Unlike traditional trivia games, success is not based on knowledge. Players must decide how much risk they are willing to take as the Banker continuously tempts them with cash offers.



Will you take the guaranteed money—
or trust that your case contains something bigger?

DEAL
OR
NO DEAL

GAME SETUP & OPTIONS

Customize the game before you play.

DEAL

NO DEAL

OPTION MENU

A. NUM. OF PLAYERS 2

PLAYER 1

PLAYER 2


PRESS A TO CHANGE OPTION (O OR SPACE TO RETURN TO MAIN MENU)

 1. NUMBER OF PLAYERS

- Choose between 1 or 2 players.
- In 2-player mode, players take turns throughout the game.

 2. EDITING PLAYER NAMES

- Press 1 or 2 to edit the name of Player 1 or Player 2.
- Type the name, then press ENTER to save.
- Names will appear on the game board.

 3. OPENING OPTION MENU

- From the main screen, press O (the letter O) to open the Option Menu.
- Here you can adjust the number of players or edit player names.

 4. RETURNING TO MAIN MENU

- From the Option Menu, press O or SPACE to return to the main menu.
- You can then start the game with your selections.

IMPORTANT KEYS

0

0

Open Option Menu

A

A

Change Number of Players

1 2

1 / 2

Edit Player Names

SPACE

SPACE

Return to Main Menu (from Option Menu)



TIP: Set up players and names before starting the game to save time and keep the excitement going!

DEAL OR NO DEAL

CHOOSING YOUR CASE

This is the most important decision of the game!

DEAL OR NO DEAL

21

22

23

24

25

26

14

15

16

17

18

19

20

7

8

9

10

11

12

13

1

2


3

4

5

6

ENTER NUMBER TO SELECT A CASE TO KEEP



HOW TO CHOOSE

1

Enter the number of the case you want to keep.

2

This will be your personal case. Keep it until the end of the game.

3

You can never open this case until the final reveal.

4

Its value could be anything from \$0.01 to \$1,000,000!



YOUR GOAL

Eliminate the other cases and protect your case, hoping it contains the highest value!



IT'S YOUR CASE
No one else knows what's inside!

KEEP IT SECRET
Don't reveal your case to anyone!

ANYTHING CAN HAPPEN
Big risk. Big reward.

BIG MONEY IS POSSIBLE!
\$1,000,000 could be yours!

DEAL OR NO DEAL

OPENING CASES

Each round, you'll open cases and reveal their hidden values.
Every reveal brings you closer to your decision with the Banker.

\$0.01

\$1

\$5

\$10

\$25

\$50

\$75

\$100

\$200

\$300

\$400

\$500

\$750

11

MY CASE

\$124,000

23

24

25

26

18

19

20

21

22

14

15

16

17

10

\$300

12

13

5

6

7

8

9

1

2

3

4

\$1,000

\$5,000

\$10,000

\$25,000

\$50,000

\$75,000

\$100,000

\$200,000

\$300,000

\$400,000

\$500,000

\$750,000

\$1,000,000

ROUND 1: 6 CASES LEFT TO OPEN. PLAYER 1, ENTER NUMBER TO PICK A CASE



OPEN CASES DURING EACH ROUND.

Choose a case by entering its number, then press SPACE to reveal the amount inside.



REVEALED AMOUNTS ARE REMOVED.

Once opened, the amount is eliminated from the board and can no longer be won.



SMALL AMOUNTS ARE GOOD.

Low values help increase the average of what's left — which can lead to better offers from the Banker.



LARGE AMOUNTS ARE BAD.

High values reduce the average, which can lower the Banker's offer.









REMAINING VALUES MATTER MOST.

The Banker's offers are based on the values still in play. Protect the big ones!

ROUND STRUCTURE

The number of cases you open decreases each round.

ROUND 1		Open 6 cases
ROUND 2		Open 5 cases
ROUND 3		Open 4 cases
ROUND 4		Open 3 cases
ROUND 5		Open 2 cases
ROUND 6 AND BEYOND		Open 1 case



TIP: Try to remove the smaller amounts early and keep the big amounts in play for the highest offers!



THE BANKER

AFTER EACH ROUND, THE BANKER MAKES AN OFFER.

\$0.01
\$1
\$5
\$10
\$25
\$50
\$75
\$100
\$200
\$300
\$400
\$500
\$750



\$1,000
\$5,000
\$10,000
\$25,000
\$50,000
\$75,000
\$100,000
\$200,000
\$300,000
\$400,000
\$500,000
\$750,000
\$1,000,000

The Banker watches every case.
He knows what's left.
Then he makes an offer to buy your case.

HOW THE BANKER'S OFFER IS DETERMINED



The Banker calculates the average value of all remaining unopened cases.



Higher average values result in higher offers.



Lower average values result in lower offers.



The offer is **NOT RANDOM**.
It's based on math, not luck.



The more high-value amounts left in play, the higher the offer.
Choose carefully: Take the deal... or risk it for more!



DEAL OR NO DEAL

DEAL OR NO DEAL

When the Banker makes an offer, it's your decision.
Take the deal... or keep playing!

DEAL

ACCEPT THE BANKER'S OFFER

\$0.01

\$1

\$5

\$10

\$25

\$50

\$50

\$75

\$100

\$200

\$300

\$400

\$500

\$750

THE BANKER'S OFFER

\$124,000

DEAL

ACCEPT OFFER

NO DEAL

KEEP PLAYING

\$1,000

\$5,000

\$10,000

\$25,000

\$55,000

\$50,000

\$75,000

\$100,000

\$200,000

\$300,000

\$400,000

\$500,000

\$750,000

\$1,000,000

PRESS ENTER TO ACCEPT OFFER
PRESS SPACE OR BUZZER FOR NO DEAL



Accept the Banker's offer.
Lock in the amount offered.



Your winnings are guaranteed.
The money is yours!



Your personal case is revealed
so you can see what was inside.



NO DEAL

REJECT THE BANKER'S OFFER

\$0.01

\$1

\$5

\$10

\$25

\$50

\$75

\$100

\$200

\$200

\$300

\$400

\$500

\$750

THE BANKER'S OFFER

\$124,000

DEAL

ACCEPT OFFER

NO DEAL

KEEP PLAYING

\$1,000

\$5,000

\$10,000

\$25,000

\$55,000

\$50,000

\$75,000

\$100,000

\$200,000

\$300,000

\$400,000

\$500,000

\$750,000

\$1,000,000

PRESS SPACE OR BUZZER FOR NO DEAL



Reject the Banker's offer.
Continue playing the game.



Keep opening cases
to try for bigger amounts.



Risk losing valuable amounts
that could be inside your case.



VS

THE DECISION IS YOURS



Take the Deal for a guaranteed win.



Choose No Deal and go for more.



Every choice brings you one step
closer to the top prize!



DEAL OR NO DEAL**FINAL ROUND & CASE SWAP**

The final decision is all yours!

WHEN ONLY TWO CASES REMAIN...**YOUR CASE****VS****THE LAST UNOPENED CASE****OPTION 1****KEEP YOUR CASE**

Stick with your original case.



Open it and see what's inside!

OR**OPTION 2****SWAP CASES**

Trade your case for the last unopened case.



Then open it and see what you've won!

Make your final decision before opening the last case.

SPACE**SPACE**Open the
Final Case**S****S**Swap
Cases**WHAT YOU NEED TO KNOW:**

- ✓ You can keep your original case and hope for the best.
- ✓ You can swap to the last unopened case for a chance at something bigger.
- ✓ Either way, once you open the final case, the game is over!



DEAL OR NO DEAL

TWO-PLAYER MODE

Compete head-to-head in the ultimate case game showdown!

PLAYER 1

YOUR CASE



YOUR BOARD

\$0.01	1	2	3	\$1,000
\$1				\$5,000
\$5	4	5	6	\$10,000
\$10				\$25,000
\$25	7	8	9	\$50,000
\$50				\$75,000
\$75	10	11	12	\$100,000
\$100				\$200,000
\$200	13	14	15	\$300,000
\$300				\$400,000
\$400	16	17	18	\$500,000
\$500				\$750,000
\$750	19	20	21	\$1,000,000
\$1,000	22	23	24	
	25	26		

BANKER'S OFFER

\$86,500

DEAL

ACCEPT OFFER

NO DEAL

KEEP PLAYING

HOW IT WORKS



1. BOTH PLAYERS
SELECT THEIR
OWN PERSONAL
CASE.



2. PLAYERS
ALTERNATE TURNS
OPENING CASES.



3. EACH PLAYER
HAS THEIR OWN
BOARD.



4. EACH PLAYER
RECEIVES THEIR
OWN BANKER
OFFERS.



5. ONE PLAYER
MAY ACCEPT A
DEAL WHILE THE
OTHER CONTINUES.

PLAYER 2

YOUR CASE



YOUR BOARD

\$0.01	1	2	3	\$1,000
\$1				\$5,000
\$5	4	5	6	\$10,000
\$10				\$25,000
\$25	7	8	9	\$50,000
\$50				\$75,000
\$75	10	11	12	\$100,000
\$100				\$300,000
\$200	13	14	15	\$300,000
\$300				\$400,000
\$400	16	17	18	\$500,000
\$500				\$750,000
\$750	19	20	21	\$1,000,000
\$1,000	22	23	24	
	25	26		

BANKER'S OFFER

\$132,000

DEAL

ACCEPT OFFER

NO DEAL

KEEP PLAYING

WINNING THE GAME

After both players have made their final decision,
the player with the **highest final amount** wins!



PLAYER 1

FINAL AMOUNT

\$86,500

VS

PLAYER 2

FINAL AMOUNT















\$132,000

WINNER!



HOST CONTROLS

Use these keys to control the game.

KEY	ACTION
	 Continue
	 Accept Deal
	 Select Cases
	 Options
	 Change Player Count
	 Edit Names
	 Swap Final Case
	 Exit Game



HOST TIP: These controls help you run a smooth and exciting Deal or No Deal experience!



HOST TIPS

Great hosts make the game unforgettable!



1 ENCOURAGE PLAYERS TO EXPLAIN THEIR DECISIONS.

Ask players why they chose their case or why they accepted or rejected the offer.



2 BUILD SUSPENSE BEFORE REVEALING OFFERS.

Pause, make eye contact, let the music build...
Then reveal the offer!



THE BANKER'S OFFER

\$124,000



3 DON'T RUSH THE BANKER MOMENTS.

Give players time to think, discuss, and feel the weight of the decision.



4 USE 2-PLAYER MODE FOR EPIC SHOWDOWNS!

Two teams. Two boards.
Two offers. Twice the excitement!
Perfect for all ages!



5 LET SPECTATORS DEBATE DEAL VS NO DEAL.

Encourage the audience to shout advice, make predictions, and cheer on their favorite!



YOU SET THE TONE. YOU BUILD THE EXCITEMENT.

Make every decision feel BIG. Make every moment MEMORABLE.



TROUBLESHOOTING

Quick solutions to common issues.



CASE NUMBERS NOT ENTERING

- Make sure Num Lock is ON.
- Use the number keys on the main keyboard (not the keypad).
- Press only one number at a time.
- If the issue continues, try restarting the game.



INPUTS NOT REGISTERING

- Avoid pressing keys too quickly.
- Press keys clearly and fully.
- Ensure no other program is blocking input.
- Try pressing SPACE or ENTER again.



NO SOUND

- Check that your speakers or headphones are connected.
- Make sure the volume is turned up.
- Check in-game options to ensure sound is enabled.
- Restart the game if audio still does not play.



LAG DURING ANIMATIONS

- Close unnecessary background programs.
- Lower any system-intensive settings if available.
- Ensure your computer meets the minimum requirements.
- Restart the game to clear memory.



ESC EXITS SLIDESHOW

- Press ESC at any time during this slideshow to return to the main menu.
- You can restart the slideshow from the Options menu.



STILL NEED HELP?

If problems persist, try restarting the game.
If the issue continues, contact your system administrator
or check the game folder for additional support files.



FINAL THOUGHTS

EVERY CASE TELLS A STORY

In **Deal or No Deal**, every decision feels important.

- 🛡️ Do you protect what you have?
- 💰 Do you take the Banker's offer?
- ❓ Or do you risk it all for the possibility of something bigger?



\$1,000,000
\$750,000
\$500,000
\$300,000
\$200,000
\$100,000
\$75,000
\$50,000
\$25,000
\$10,000
\$5,000
\$1,000
\$500
\$100

The game is simple to learn but creates unforgettable moments of **suspense**, **celebration**, and **surprise**.

HOST TIPS FOR THE BEST EXPERIENCE

- ✓ Build **suspense** before revealing offers.
- ✓ Let players **discuss** their decisions.
- ✓ Encourage the audience to shout **"DEAL!"** or **"NO DEAL!"**
- ✓ Celebrate both **lucky wins** and **heartbreaking losses**.
- ✓ Remember—the excitement comes from **the journey**, not just the final amount.

